

Parent Workshop

Year 5

Friday 16th January 2026




Meet the Team

5 Yellow – Sofia


5 Blue – Abeda

5 Red – Sonal

5 Green – Michelle

- ▶ **The children will be in Maths sets for 4 days of the week and class maths on a Thursday.**
 - ▶ **Year 5 Support Staff: Preeti, Smita, and Ruth. Adults will work across the year group supporting where the needs are.**
- 

Expectations

- ▶ Arrive to school at 8:45am and to strive for 100% attendance and punctuality. ***Lessons start at 8:45am.***
 - ▶ Homework will be set on the Century Tech Online Learning Platform. All three core subjects, **English Maths and Science** will have homework. There will be videos explaining new concepts and work set. Teachers will be able to keep track where the children are struggling, gaps, trends etc. across the year group. We are able to track which children are engaging with this and Ed Shed. Weekly we have both Ed shed and Century tech champions.
 - ▶ Spelling – children will have weekly spellings to learn on , which will be set on spelling shed, following the spelling rules taught in school that week.
 - ▶ Rights Respecting School – children are expected to uphold the school values and have been given clear guidelines regarding behaviour.
- 

How can you support your child?

Have high expectations at home. Encourage your child to complete their homework to a good standard. Provide them with a quiet place to complete their work, support them and ensure they read every day.

Reading at Home

Pupils are encouraged to change their reading books independently. We expect Year 5 pupils to read a variety of types of books or text types. Children will be provided with a stage reading book and a book they have chosen to read for pleasure. This may include a chapter book which they may not finish in one sitting or a week. Books must be returned to school once they have been read. Stage reading books will be changed once a week or when completed.

We want them to read at home every day for at least 20 minutes. We are keen for the children to progress in their reading, to do this they need to read aloud daily to an adult. We know our children CAN read fluently but they often struggle with comprehending questions. This means it is important for you to discuss the book with increasing depth through questioning them.

Questions are effective because they:

Give children a purpose for reading

Focus children's attention on what they are to learn

Help children to think actively as they read

Vocabulary

What does this word mean?

Inference

Why did the character...?

Predict

Based on what you've read, what might happen next?

Explain

Do you think the character will....? Why?

Retrieval

**Basic What? Where?
Who? When? questions**


Reading for Pleasure

How can parents and carers promote a lifelong love of reading?

Here is a list of suggested books to help you and your child on your reading journey.

50 Recommended Reads for...

Year 5



Expectations – Uniform

For Girls

Jade round neck sweatshirt with school logo, dark grey skirt, pinafore or trousers and white polo shirt (with or without school logo). In summer girls can wear a green and white check dress.

For Boys

Jade round neck sweatshirt with school logo, dark grey trousers and white polo shirt (with or without school logo). In summer dark grey smart shorts can be worn. No joggers, jeans or leggings to be worn as trousers.

Footwear

Sensible flat black shoes or boots in winter – trainers, flip-flops or backless sandals or shoes are not acceptable.

Hair Accessories

Girls must wear conservative hair accessories in green, black and white without embellishments.

Expectations – PE Days

Every Thursday – ALL 4 classes should come to school wearing their PE kits.

PE kits

- ▶ Plain crew neck t-shirt in the colour of the child's class– red, blue, yellow or green.
- ▶ Plain black jogging bottoms or shorts in summer and a plain black sweatshirt for colder weather.
- ▶ Trainers will be used for both indoor and outdoor PE.

Water bottles with fresh water to be sent to school each day with the child's name and class clearly labelled.

Year 5 Spring 1 2026

Maths

We will be learning about:

Multiplication and Division- We will be focusing on different formal methods to complete a range of multiplication and division questions including reasoning questions

Fractions- We will be looking at how different fractions are represented, mixed numbers and improper fractions and how they can be converted.

Decimals and percentages – We will find the percentages of different amounts and look at decimals in relation to fractions.

Area and perimeter of different shapes.
Statistics

English



Outcomes

The new text for this half term is 'Orphans of the tide' the first novel in a fantasy, novel trilogy we will use this narrative to help write flashbacks.

Wow Event

We will have an exciting Shakespeare day where the children will get the opportunity to perform and re-enact their favourite Shakespeare book that we have learnt about this half term.

We will also be debating who was ultimately to blame for King Duncan's death.

Guided Reading

Macbeth
Romeo and Juliet
Hamlet

Key Vocabulary

Flashback, propaganda, bias, sources, geocentric model, heliocentric model, static model, orbit caricature



Year 5 Spring 1 2026

History

Art

In History we will be using different sources to find out more about the the Tudors. We will be looking at the life of Henry VIII and discovering whether he was a fair king

In Art opportunity to develop skills in creating interesting portrait drawings using words, experimenting with materials and techniques, and constructing self-portraits that represent aspects of themselves.

Suggested Home Learning

Spelling Shed weekly spellings and spelling games.

Century Tech-Assignments +

Pathways (personalised)

Timetable Rockstars

Hit the button- number facts

Collins e-books- reading books.

Cultural Capital:
Visit the library

Museum visits- British museum for the Vikings.

Science

In Science we will be learning about the solar system. We will start by looking at the planets and how different scientists had different beliefs involving the orbit of the sun. We will move onto learning about the moon, satellites and space junk.

R.E

We will be learning about prayer and how different religions approach prayer in their own unique way. We will be drawing comparisons and

		Week 1	Week 2	Week 3	Week 4	Week 5	Week 6
S P R I N G 1	History	Henry the V111 a fair ruler or tyrant.	Why did Henry the V111 have so many wives?	Why was Anne Boleyn Executed?	How did Elizabeth 1 use a Royal Progress	What can inventories tell us about Tudor timelines?	What did John Blanke have in his inventory.
	Science	Models of our solar system.	Our solar system	The moon	Day and night	Time	Satellites and space junk.
	Art	Poem portraits	Developing drawings	Self portraits	Changing faces	Mixed media portraits.	Mixed media portraits.
	PSED	Peer pressure	Build a friend	Friendship skills	Bullying	Stereotypes	Stereotypes
	P.E	Netball-Ball control/Handling	Netball-Spatial awareness	Netball-Controlled possession	Netball-Tactical defending	Netball-Scoring techniques	Netball- Play
	R.E	Exploring Prayer	Sikh prayer	Islamic Prayer	Christian prayer	Comparing prayer	Analysis of prayer

Year 5 Spring 2 2026

Maths

We will be learning about:
Multiplication and Division- We will be focusing on different formal methods to complete a range of multiplication and division questions including reasoning questions

Fractions- We will be looking at how different fractions are represented, mixed numbers and improper fractions and how they can be converted.

Decimals and percentages – We will find the percentages of different amounts and look at decimals in relation to fractions.

Area and perimeter of different shapes.

Statistics

Guided Reading

Oliver twist
A tale of Two cities.

English



Outcomes

We will be using 'The Lost Words' a beautiful collection of poems by Robert Macfarlane, inspired by nature. The poems celebrate words we often forget in our digital world, like 'acorn' and 'bluebell'. Each poem invites us to reconnect with the natural world through vivid imagery and enchanting language. Using this as inspiration we will be writing and performing our own poetry

Wow Event

We will be visiting The Science museum in London to visit the space exhibition as part of our Science topic. Whilst we are there we will take a closer look at the **Space** gallery with it's iconic spacecraft and objects like a piece of the Moon.

From rockets to satellites, probes to landers, this gallery will allow children to experience the astounding scientific and technological innovations that have made space exploration possible.



Key Vocabulary

Classics, acrostic, prosody, performance, sunnah, mammals, life-cycle

Year 5 Spring 2 2026

Suggested Home Learning

Spelling Shed weekly spellings and spelling games.

Century Tech-Assignments + Pathways (personalised)

Timetable Rockstars

Hit the button- number facts

Collins e-books- reading books.

Cultural Capital:
Visit the library

Museum visits- British museum for the Vikings.

Experiment cooking different types of pasta dishes,

Geography

In Geography we will be looking at Oceans and how they are used. There will be a focus on the Great barrier Reef where children will learn about how human behaviour is impacting on our oceans. A field work study will be conducted looking at the local rivers and how littered they are.

Science

In Science we will be learning about the life cycle of a plant including its reproductive stage. We will be comparing the life cycle of mammals and birds. We will work scientifically by making predictions and posing questions.

D.T

In DT we will be looking at the Digital world: Monitoring devices
We will be applying computing skills to program a Micro:bit animal monitor and using 3D CAD tools in Tinkercad to design a case, housing or stand.

R.E

We will be continuing on our previous learning about Islam. There will be a particular focus on exploring key beliefs, understanding the relevance of the Quran. Children will explore the concept of 'sunnah' and what that means for Muslims.

		Week 1	Week 2	Week 3	Week 4	Week 5	Week 6
S P R I N G 2	Geography	How do we use our oceans.	What is the Great barrier reef.	Why are our oceans suffering.	How littered is our marine environment? Data collection	How littered is our marine environment-findings	
	Science	Life cycle and reproduction in plants	Life cycle of a mammal	Life cycle of a bird.	Life cycle of an Amphibian.	Life cycle of an insect	Asexual reproduction in plants.
	D.T	Monitoring devices.	Programming An animal monitor	Plastic	3D CAD skills		
	PSED	Safe relationships-respecting ourselves and others.	Safe relationships-respecting ourselves and others	Safe relationships-respecting ourselves and others	Safe relationships-respecting ourselves and others	Safe relationships-respecting ourselves and others	Safe relationships-respecting ourselves and others
	P.E	Athletics-Jumping, Throwing Running	Athletics-Jumping, Throwing Running	Athletics Javelin throwing Accuracy/ Distance.	Athletics Javelin throwing Accuracy/ Distance.	Athletics Javelin throwing Accuracy/ Distance.	Athletics Javelin throwing Accuracy/ Distance.
	R.E	Explore key Muslim beliefs	To understand who inspires Muslims.	To understand why prayer is important.	To understand the revelation of the Quran	To understand the sunnah of the Prophet.	To understand the sunnah of the Prophet.

Trips

- ▶ Spring 1 term trip to the Science Museum to learn about the Vikings
- ▶ 5G & 5R– Tuesday 24th March
- ▶ 5Y & 5B– Wednesday 25th March





Cranbrook Primary School

Behaviour – Rewards and Consequences

When you make the correct choices expect...

Praise
Merits
Gold Merit Certificates – (Reward from HT)
Stickers
Whole class rewards
Achievement of the week
Values Award of the Week
Showing work to another teacher
Showing work to Phase Leader/SLT

**** Share & celebrate good behaviour with parents/carers ****

Every day is a fresh start

If you break the school rules and make wrong choices then expect...

Reminders (verbal & non-verbal)
Stage 1: Warnings & reminders (x2)
Stage 2: Time out in class (5 Mins)
Stage 3: Time in another class (10 mins)
Stage 4: Time out with Phase Leader/SLT
Stage 5: Time out with HT or DHT
Stage 6: Internal suspension
Stage 7: Green Letter to parents/carers
Stage 8: Behaviour Contract
Stage 9: Fixed term suspension
Stage 10: Permanent exclusion

**** Share poor behavior choices with parents/carers ****

Rewards as behaviour improves



Neutral Start



Consequences if behaviour deteriorates

Online Safety and Social Media

Educate! Educate! Educate!

The more we are aware, the less likely we are to get harmed!

Social Media:

Main vehicle used by extremist groups to recruit and voice views

FOMO- Fear of missing out! – want to engage all the time

Lack of sleep

Increased risk of anxiety and depression

Girls more likely to seek comfort on social media when worried

Apps:



All children read and agree to abide by Cranbrook's AUP (acceptable use policy)

Talk to your child/ren and create boundaries/rules with them!

Online Safety Information will be provided via Parentmail/school's newsletter

Encourage your child/ren to play 'Interland'
An online game based on Online Safety!

Sexting:

Sending or receiving of sexually-explicit or sexually-suggestive images or video via a mobile phone, or a piece of hardware!

A mistake that you can never take back!

Why do children do it?

Boost their self-esteem

A Dare!!

Get attention

'Everyone else is doing it'

What are the consequences?

No control over how the images are shared

Blackmail

Bullying

Emotional Distress

Unwanted attention

What can I do?

Have a conversation

Explain the risks of sexting

Be supportive and understanding

Set up parental controls

Think about screen time



Useful websites:

<https://www.internetmatters.org/>

<http://www.safetynetkids.org.uk/personal-safety/staying-safe-online/>

<https://www.nspcc.org.uk/keeping-children-safe/online-safety/parental-controls/>

Online Safety

eSafety (Cyberbullying & Radicalisation)

What is done in school?

- The school's Internet connection is filtered on several levels including by the Local Authority to keep children and staff safe when going online
- eSafety is taught in school.



ZIP IT



BLOCK IT



FLAG IT

***Weekly Online Safety Discussion Sessions take place during morning tasks.**

- **ZIP IT** – Keep your personal stuff private and think about what you say and do online
- **BLOCK IT** – Block people who send nasty messages and don't open unknown links and attachments
- **FLAG IT** – Flag up with someone you trust if anything upsets you or if someone asks to meet you offline.

If you suspect it, report it!



E-safety is not just about the safe use of computers, laptops and iPads but also **mobile phones** too!

The Prevent Strategy

- Government initiative to counter the issue of extremism and radicalisation
- The school approaches the strategy through the teaching of critical thinking skills, open discussions on British Values such as Democracy, Rule of Law and Freedom of Choice.



Educate! Educate! Educate!

The more we are aware, the less likely we are to get harmed!

Social Media:



Peer 2 Peer Bullying
K

Class emails

5yellow@cranbrookprimary.redbridge.sch.uk

5blue@cranbrookprimary.redbridge.sch.uk

5red@cranbrookprimary.redbridge.sch.uk

5green@cranbrookprimary.redbridge.sch.uk